


# I Need Some Photographic Comfort Food

By Susan E L Lake  
©2022 [SusanLakePhotography.com](http://SusanLakePhotography.com)

Gadzooks. Watching the six o'clock news is enough to drive a person to eat brownies and drink milk all day long. Fortunately, a box of specialty ones from [Fairytale Brownies](#) (and no I don't make anything off this mention) just arrived as an Easter gift. Couldn't have come at a better time. But for me there is another way to soothe my fretful heart without calories – it's to revisit some of my earlier photographic experiments.

Today, I thought I might share with you some of what I did even though these pictures aren't travel related – except the sort of travel that lets one's soul go someplace else for a bit. How often have we admired the delight of spring flowers knowing that their glory would soon be gone. I have photographed these beauties, but I have also pressed them into an old phone book to preserve them. One day I decided to see how they would photograph. That turned out to be an interesting rabbit hole to follow. One idea just led to another. I tried photographing on plain paper. Then I dug out some felt squares from the craft box. I tried white, and green, and finally black. Eventually, I found an old black velvet dress and photographed the flowers on it to see what a difference it would make. I loved it.

I tucked these images away in my “experimental” file and came across them today. They made me smile and remember a time when the news was not so horrific. They reminded me once again that my camera can be an interesting diversion even if I can't travel afar taking pictures.



© 2020 Susan E L Lake

Better than brownies or at least less fattening.



© 2020 Susan E L Lake

Pressed flowers are as much fun to photograph as live ones.



© 2020 Susan E L Lake

The difference between black and white is interesting.



© 2020 Susan E L Lake

It's interesting the difference a background color makes when photographing basically the same flower. Each one has its own value.



© 2020 Susan E L Lake

Knowing what you know now, you can see the felt I used.




© 2020 Susan E L Lake

This bougainvillea petal just leaps off the page. No, I didn't arrange the elements. They just pressed that way much to my delight.




© 2020 Susan E L Lake

These two images represent two sides of the same flower. Who would have thought!



© 2020 Susan E L Lake

These images are really spooky on the black velvet.



These images are really spooky on the black velvet.

So here's my suggestion. Find something to experiment with. It surely doesn't have to be pressed flowers. It just needs to be a thought that appeals to you. Maybe it's a series of photographs of all the wonderful things to eat that are tempting you to use as caloric diversions. Let me know what you tried. I'd love to see your work. And by the way, before anyone asks, yes - I did use a tripod to take these.

[Return to SusanLakePhotography](#)